

Research Article

Memory State Feedback Control for Time-Varying Delay Switched Fuzzy Systems

Le Zhang , Meiyu Jia , Hong Yang , and Gang Wu

School of Information Engineering, Shenyang University, Shenyang 110044, China

Correspondence should be addressed to Meiyu Jia; sarah941105@163.com

Received 14 January 2019; Revised 1 April 2019; Accepted 8 April 2019; Published 2 May 2019

Academic Editor: Rustom M. Mamlook

Copyright © 2019 Le Zhang et al. This is an open access article distributed under the Creative Commons Attribution License, which permits unrestricted use, distribution, and reproduction in any medium, provided the original work is properly cited.

Consider the problem of memoryless state feedback controller for time-delay system, which cannot consider both the memoryless and the memory items in the system. Therefore, the memoryless state feedback controller has certain limitations and is more conservative. This paper addresses the memory state feedback control for the time-varying delay switched fuzzy systems based on T-S fuzzy model to overcome the problem discussed above. The state vector and input of the time-varying delay systems contain unknown time-varying delay with known bounds. The designed controller whose parameters are solvable can introduce past state information and reduce the system conservativeness. The more general Lyapunov-Krasovskii functional is selected and the switching law is designed in order to analyze the open-loop system stability, and the memory state feedback controller is designed for the closed-loop system and the criterion for its asymptotic stability. Discuss the solvability of the above two criteria. Finally, a numerical example is given. The simulation results show that the proposed method is more feasible and effective.

1. Introduction

Hybrid systems are more common in real physical systems. Complex systems in which discrete event subsystems interact with continuous variable subsystems are called hybrid dynamic systems [1–5]. Switched system, as classical hybrid dynamic system, has attracted much attention. And the model of switched system can be interpreted as a group of subsystems and switching laws (logical rules) describing the relationship between the subsystems [6–10]. In practice, many engineering systems, such as network control systems [11, 12], robot systems [13, 14], and electromechanical systems [15], can be described by the switched system models. The T-S fuzzy model provided new method for the nonlinear system problems [16–21]. The fuzzy rules describing the input-output relationship of each subsystem of nonlinear system are important components of the T-S fuzzy model. Each sublinear fuzzy system is connected by membership function. Therefore, the mature linear system theory can be used to solve the problems of nonlinear system based on T-S fuzzy model [22–25].

Switched fuzzy systems whose subsystems are composed of T-S fuzzy systems, Yang [26] et al. proposed in 2008,

further optimize the switching fuzzy systems. The switching law is used to switch the subfuzzy system controlled by the designed controller. Compared with the switching fuzzy system, this system does not rely on the regional rules and optimizes the secondary fuzzy rules into first-order fuzzy rules. The switched fuzzy system model consisting of “switching” and “fuzzy” ideas does not have the restraint like traditional control system, broadening the performance requirements for control. It is suitable for more complex practical systems. Some researches have made results regarding the proposed switched fuzzy systems [27–34]. The network systems were transformed into switched fuzzy model. The free weighting matrix was used to deal with the delay and packet loss caused by the network in [35]. Authors in [36, 37] focused on stability analysis for the switched fuzzy systems; however, the designed controllers all are memoryless state feedback controllers. This kind of controller cannot have effect in the time-delay systems because it does not introduce the past state information of the systems. That is why memory state feedback controller has attracted much attention [38–44]. For example, in [45], a memory state feedback controller was given to control the affine linear parameter variable systems, which verified that the designed H_∞ memory state feedback controller had

better immunity and effectively reduced the influence of time delay on the system.

Delays have been encountered in almost all real systems, which can be caused in many conditions. Generally, the transmission of information in a system often leads to the occurrence of time delay, such as communication systems and power systems. [46–54]. Scholars are keen to study stability for delay systems because delays in systems often lead to system performance degradation and instability. Reference [55] introduced the nonfragile control of memory state feedback for stochastic systems with time delays and presented the sufficient conditions for the asymptotic stability of closed-loop systems by combining Lyapunov function with linear matrix inequality (LMI). The delay-dependent switched fuzzy system was asymptotically stable by the observer switching method, when the actuator was seriously invalid in [56]. The stability conditions of time-delay-independent system are more conservative than delay-dependent system. It is worth noting that, although there are many studies on memory state feedback control, the control problem of memory state feedback has not been involved in time-varying delay (delay-dependent) switched fuzzy systems.

Therefore, this paper uses the Lyapunov function method to study the memory state feedback control problem for switched fuzzy time-varying delay switched fuzzy systems. The stability problem of the open-loop system is discussed, and the criterion for making the open-loop system asymptotically stable is given. The suitable switching law and the memory state feedback controller which has less conservativeness are designed and the more general Lyapunov functionals are selected in order to obtain the sufficient condition for the asymptotic stability of the closed-loop system. This sufficient condition is compared with that under the control of the memoryless state feedback controller for the closed-loop systems to explore the solvability problems. Simulation results testify that the proposed method is better than memoryless state feedback control under the same initial condition.

2. Analysis of Time-Varying Delay Switched Fuzzy Systems

Time-varying delay switched fuzzy model based on T-S fuzzy model is proposed. That is, each time-varying delay switched subsystem is composed of T-S fuzzy system. The model is different from the switching fuzzy model, and its switching rule is a first-level switching rule. Consider time-varying delay switched fuzzy systems consisting of $N_{\sigma(t)}$ rules as follows:

$$\begin{aligned}
 R_{\sigma(t)}^j: & \text{if } z_{\sigma(t)1}(t) \text{ is } M_{\sigma(t)1}^j \cdots \text{ and } z_{\sigma(t)p}(t) \text{ is } M_{\sigma(t)p}^j, \\
 & \text{then } \dot{x}(t) \\
 & = A_{\sigma(t)j}x(t) + A_{q\sigma(t)j}x(t - h_{\sigma(t)}(t)) \\
 & \quad + B_{\sigma(t)j}u_{\sigma(t)}(t), \\
 x(t) & = \varphi(t), \quad t \in [-d, 0], \\
 y(t) & = C_{\sigma(t)j}x(t), \quad j = 1, 2, \dots, N_{\sigma(t)}
 \end{aligned} \tag{1}$$

where $R_{\sigma(t)}^j$ indicates the j th fuzzy rule of the switched fuzzy model; $\sigma(t) : \overline{M} = \{1, 2, \dots, m\}$ is the switching signal to be designed; $z(t) = \{z_{\sigma(t)1}, z_{\sigma(t)2}, \dots, z_{\sigma(t)p}\}$ is the premise variable; $N_{\sigma(t)}$ is the number of fuzzy rules; $x(t) \in \mathbb{R}^n$ is the state variable vector of the systems; $y(t) \in \mathbb{R}^s$ is the output variable vector of the systems; $\varphi(t)$ is a continuously differentiable vector-valued initial function which satisfies $t \in [-d, 0]$ and $d > 0$; $M_{\sigma(t)p}^j$ is fuzzy set; $u_{\sigma(t)j}(t) \in \mathbb{R}^q$ is the input variable of the j th switched subsystem; $A_{\sigma(t)j}$, $A_{q\sigma(t)j}$, $B_{\sigma(t)j}$, $C_{\sigma(t)h}$ are constant matrices of known appropriate dimensions; and $h_{\sigma(t)}(t)$ is time-varying delay function of the j th switched subsystem which meets the following inequalities called slow time-varying delay.

Assumption 1.

$$\begin{aligned}
 0 & \leq h_{\sigma(t)}(t) \leq d, \\
 \dot{h}_{\sigma(t)}(t) & \leq h < 1
 \end{aligned} \tag{2}$$

where h is a known constant.

2.1. Switching Signal Design. Switching signal $\sigma(x(t)) = \{1, x(t) \in \overline{\Omega}_i; 0, x(t) \notin \overline{\Omega}_i\}$ divides the entire space into m subregions, $\overline{\Omega}_1, \overline{\Omega}_2, \dots, \overline{\Omega}_m$, if and only if $x(t) \in \overline{\Omega}_i, \sigma(x(t)) = 1$.

Switching law

$$\sigma = \sigma(x(t)) = i: [0, +\infty) \longrightarrow \overline{M} = \{1, 2, \dots, m\} \tag{3}$$

The j th subsystem of time-varying delay switched fuzzy systems is as follows:

$$\begin{aligned}
 R_i^j: & \text{if } z_{i1}(t) \text{ is } M_{i1}^j \cdots \text{ and } z_{ip}(t) \text{ is } M_{ip}^j, \\
 & \text{then } \dot{x}(t) = A_{ij}x(t) + A_{qij}x(t - h_i(t)) + B_{ij}u_i(t), \\
 x(t) & = \varphi(t), \quad t \in [-d, 0], \\
 y(t) & = C_{ij}x(t), \\
 & j = 1, 2, \dots, N_i, \quad i = 1, 2, \dots, m
 \end{aligned} \tag{4}$$

The membership function of the proposed time-varying delay switched fuzzy systems is

$$\eta_{ij}(z(t)) \triangleq \frac{\prod_{\rho=1}^p M_{i\rho}^j(z_\rho(t))}{\sum_{j=1}^{N_i} \prod_{\rho=1}^p M_{i\rho}^j(z_\rho(t))}, \tag{5}$$

$M_{i\rho}^j(z_\rho(t))$ denotes the membership function in which $z_\rho(t)$ belongs to the fuzzy set $M_{i\rho}^j$. And the membership function $\eta_{ij}(z(t))$ satisfies the following conditions. The membership function $\eta_{ij}(z(t))$ is expressed as η_{ij} in order to simplify the expression:

$$\begin{aligned}
 0 & \leq \eta_{ij}(z(t)) \leq 1, \\
 \sum_{h=1}^{N_i} \eta_{ij}(z(t)) & = 1
 \end{aligned} \tag{6}$$

Therefore, the global model for the j th time-varying delay switched fuzzy systems based on T-S model is obtained:

$$\begin{aligned} \dot{x}(t) &= \sum_{j=1}^{N_i} \eta_{ij} [A_{ij}x(t) + A_{qij}x(t - h_i(t)) + B_{ij}u_i(t)], \\ x(t) &= \varphi(t), \quad t \in [-d, 0], \\ y(t) &= \sum_{j=1}^{N_i} \eta_{ij} C_{ij}x(t), \quad i = 1, 2, \dots, m \end{aligned} \quad (7)$$

The open-loop system of the proposed systems based on T-S model is given:

$$\begin{aligned} \dot{x}(t) &= \bar{A}(t)x(t) + \bar{A}_q(t)x(t - h_i(t)) \\ x(t) &= \varphi(t), \quad t \in [-d, 0], \\ y(t) &= \bar{C}(t)x(t), \quad j = 1, 2, \dots, N_i, \quad i = 1, 2, \dots, m \end{aligned} \quad (8)$$

along with

$$\begin{aligned} \bar{A}(t) &\triangleq \sum_{i=1}^m \sum_{j=1}^{N_i} \eta_{ij} A_{ij}, \\ \bar{A}_q(t) &\triangleq \sum_{i=1}^m \sum_{j=1}^{N_i} \eta_{ij} A_{qij} \\ \bar{C}(t) &\triangleq \sum_{i=1}^m \sum_{j=1}^{N_i} \eta_{ij} C_{ij}, \end{aligned} \quad (9)$$

2.2. The Controller Form. Memoryless state feedback controller exists in most literature, which does not introduce past state information. Therefore, consider the memory state feedback controller form of the j th subsystem of the proposed time-varying delay switched fuzzy system as follows:

$$\begin{aligned} R_i^j: \text{ if } z_{i1}(t) \text{ is } M_{i1}^j \dots \text{ and } z_{ip}(t) \text{ is } M_{ip}^j, \\ \text{ then } u_i = K_{ij}x(t) + K_{1ij}x(t - h_i(t)) \end{aligned} \quad (10)$$

where K_{ij} and K_{1ij} are the two gain matrices of the memory state feedback controller to be sought. The global model of the memory state feedback controller can be described as follows:

$$u_i = \sum_{j=1}^{N_i} \eta_{ij} [K_{ij}x(t) + K_{1ij}x(t - h_i(t))] \quad (11)$$

According to the given switching law (3) and the memory state feedback controller (11), closed-loop system (12) is obtained:

$$\begin{aligned} \dot{x}(t) &= \sum_{i=1}^m \sum_{j=1}^{N_i} \eta_{ij} \sum_{r=1}^{N_i} \eta_{ir} [A_{ij}x(t) \\ &+ A_{qij}x(t - h_i(t)) + B_{ij}K_{ir}x(t) \\ &+ B_{ij}K_{1ir}x(t - h_i(t))] \end{aligned} \quad (12)$$

Remark 2. In order to better study the proposed time-varying delay switched fuzzy systems, the stability of the open-loop system (8) is considered at first, that is, the characteristics of the system itself.

3. Main Results

In this section, the stability of the open-loop system and the control of the closed-loop system with feedback are mainly studied.

Lemma 3. Given the constant matrices X and Y of the appropriate dimension, for any constant $\varepsilon > 0$, the following inequality holds:

$$X^T Y + Y^T X \leq \varepsilon X^T X + \varepsilon^{-1} Y^T Y \quad (13)$$

3.1. Stability Analysis for Open-Loop System.

Theorem 4. Consider switched fuzzy systems (8); suppose there exist constants $\beta_{i\lambda}$ ($i, \lambda \in \bar{M}$) (either all nonnegative or all nonpositive); $h_{\sigma(t)}(t)$ satisfies Equation (2); there exist positive definite symmetric matrices P_{Li} , W_{Li} , Q_{Li} , and positive scalars ε_i , ε_{1i} , d , such that the matrix inequality (14) is satisfied; then system (8) is asymptotically stable:

$$\left[\begin{array}{c} \left\{ A_{ij}^T P_{Li} + P_{Li} A_{ij} + \varepsilon_i^{-1} P_{Li} P_{Li} + A_{ij}^T (W_{Li} + \varepsilon_{1i} I) A_{ij} \right\} + Q_{Li} + \sum_{\lambda=1}^m \beta_{i\lambda} (P_{Li} - P_{L\lambda}) \\ 0 \\ 0 \\ \left\{ \varepsilon_i A_{qij}^T A_{qij} + \varepsilon_{1i}^{-1} A_{qij}^T W_{Li} W_{Li} A_{qij} + A_{qij}^T W_{Li} A_{qij} - (1 - h_i(t)) Q_{Li} \right\} \end{array} \right] \quad (14)$$

$< 0 \quad i = 1, 2, \dots, m, \quad j, r = 1, 2, \dots, N_i.$

Proof. Without loss of generality, suppose $\beta_{i\lambda} \geq 0$. For any $i \in \bar{M}$, if $x^T(t)(P_{Li} - P_{L\lambda})x(t) \geq 0, \forall \lambda \in \bar{M}$. From (14), the inequality (15) is given:

$$\left[\begin{array}{cc} \left\{ A_{ij}^T P_{Li} + P_{Li} A_{ij} + \varepsilon_i^{-1} P_{Li} P_{Li} + A_{ij}^T (W_{Li} + \varepsilon_i I) A_{ij} \right\} + Q_{Li} & 0 \\ 0 & \left\{ \varepsilon_i A_{qij}^T A_{qij} + \varepsilon_i^{-1} A_{qij}^T W_{Li} W_{Li} A_{qij} + A_{qij}^T W_{Li} A_{qij} - (1 - h_i(t)) Q_{Li} \right\} \end{array} \right] \quad (15)$$

< 0

Obviously, for $\forall x(t) \in \mathbb{R}^n \setminus \{0\}$, there certainly is an $i \in \overline{M}$ such that $x^T(t)(P_{Li} - P_{L\lambda})x(t) \geq 0$, $\forall \lambda \in \overline{M}$. For arbitrary $i \in \overline{M}$, let $\Omega_i = \{x(t) \in \mathbb{R}^n \setminus \{0\} \mid x^T(t)(P_{Li} - P_{L\lambda})x(t) \geq 0, \forall \lambda \in \overline{M}\}$. Then $\bigcup_{i=1}^m \Omega_i = \mathbb{R}^n \setminus \{0\}$. Further, construct the sets $\overline{\Omega}_1 = \Omega_1, \dots, \overline{\Omega}_i = \Omega_i - \bigcup_{\lambda=1}^{i-1} \overline{\Omega}_\lambda, \dots, \overline{\Omega}_m = \Omega_m - \bigcup_{\lambda=1}^{m-1} \overline{\Omega}_\lambda$. Obviously, we have $\bigcup_{i=1}^m \Omega_i = \mathbb{R}^n \setminus \{0\}$, and $\overline{\Omega}_i \cap \overline{\Omega}_\lambda = \Phi, i \neq \lambda$.

Consider the following Lyapunov functional:

$$V_{Li}(x(t)) = V_{L1}(x(t)) + V_{L2}(x(t)) + V_{L3}(x(t)) \quad (16)$$

where

$$\begin{aligned} V_{L1}(x(t)) &= x^T(t) P_{Li} x(t) \\ V_{L2}(x(t)) &= d \int_{-d}^0 \int_{t+\theta}^t \dot{x}^T(s) W_{Li} \dot{x}(s) ds d\theta \quad (17) \\ V_{L3}(x(t)) &= \int_{t-h_i(t)}^t x^T(s) Q_{Li} x(s) ds \end{aligned}$$

P_{Li}, W_{Li}, Q_{Li} are all positive definite symmetric matrices, which satisfy matrix inequality (14). When $x(t) \in \overline{\Omega}_i, i \in \overline{M}$, then

$$\dot{V}_{Li}(x(t)) = \dot{V}_{L1}(x(t)) + \dot{V}_{L2}(x(t)) + \dot{V}_{L3}(x(t)) \quad (18)$$

Assuming that inequality (2) is established, and according to Lemma 3, the following formulas are obtained:

$$\begin{aligned} \dot{V}_{L1}(x(t)) &= \dot{x}^T(t) P_{Li} x(t) + x^T(t) P_{Li} \dot{x}(t) \\ &= \sum_{j=1}^{N_i} \eta_{ij} \left\{ \left[A_{ij} x(t) + A_{qij} x(t - h_i(t)) \right]^T P_{Li} x(t) \right. \\ &\quad \left. + x^T(t) P_{Li} \left[A_{ij} x(t) + A_{qij} x(t - h_i(t)) \right] \right\} \leq \sum_{j=1}^{N_i} \eta_{ij} \quad (19) \\ &\quad \cdot \left\{ x^T(t) \left[A_{ij}^T P_{Li} + P_{Li} A_{ij} + \varepsilon_i^{-1} P_{Li} P_{Li} \right] x(t) + x(t) \right. \\ &\quad \left. - h_i(t) \right\}^T \varepsilon_i A_{qij}^T A_{qij} x(t - h_i(t)) \Big\} \\ \dot{V}_{L2}(x(t)) &= d^2 \dot{x}^T(t) W_{Li} \dot{x}(t) - d \int_{t-d}^t \dot{x}^T(s) \\ &\quad \cdot W_{Li} \dot{x}(s) ds \leq d^2 \dot{x}^T(t) W_{Li} \dot{x}(t) \end{aligned}$$

$$\begin{aligned} &- d \int_{t-h_i(t)}^t \dot{x}^T(s) W_{Li} \dot{x}(s) ds \\ &= \sum_{j=1}^{N_i} \eta_{ij} \left\{ d^2 \left[A_{ij} x(t) + A_{qij} x(t - h_i(t)) \right]^T \right. \\ &\quad \cdot W_{Li} \left[A_{ij} x(t) + A_{qij} x(t - h_i(t)) \right] \Big\} \\ &- d \int_{t-h_i(t)}^t \dot{x}^T(s) W_{Li} \dot{x}(s) ds \leq d^2 \sum_{j=1}^{N_i} \eta_{ij} \left\{ x^T(t) \right. \\ &\quad \cdot A_{ij}^T W_{Li} A_{ij} x(t) + \varepsilon_i x^T(t) A_{ij}^T A_{ij} x(t) \\ &\quad \left. + \varepsilon_i^{-1} x(t - h_i(t))^T A_{qij}^T W_{Li} W_{Li} A_{qij} x(t - h_i(t)) \right. \\ &\quad \left. + x(t - h_i(t))^T A_{qij}^T W_{Li} A_{qij} x(t - h_i(t)) \right\} \\ &- d \int_{t-h_i(t)}^t \dot{x}^T(s) W_{Li} \dot{x}(s) ds = d^2 \sum_{j=1}^{N_i} \eta_{ij} \left\{ x^T(t) \right. \\ &\quad \cdot \left[A_{ij}^T (W_{Li} + \varepsilon_i I) A_{ij} \right] \times x(t) + x(t - h_i(t))^T \\ &\quad \cdot \left[\varepsilon_i^{-1} A_{qij}^T W_{Li} W_{Li} A_{qij} + A_{qij}^T W_{Li} A_{qij} \right] \\ &\quad \cdot x(t - h_i(t)) \Big\} - d \int_{t-h_i(t)}^t \dot{x}^T(s) W_{Li} \dot{x}(s) ds \quad (20) \end{aligned}$$

According to Assumption 1, $(1 - \dot{h}_i(t))e^{-\alpha h_i(t)} \geq (1 - h_i)e^{-\alpha d} > 0$; then

$$\begin{aligned} \dot{V}_{L3}(x(t)) &= x^T(t) Q_{Li} x(t) - (1 - \dot{h}_i(t)) x^T(t) \\ &\quad - h_i(t) Q_{Li} x(t - h_i(t)) \leq \sum_{j=1}^{N_i} \eta_{ij} \left[x^T(t) Q_{Li} x(t) \right. \\ &\quad \left. - (1 - h_i(t)) x^T(t - h_i(t)) Q_{Li} x(t - h_i(t)) \right] \quad (21) \end{aligned}$$

According to formula (19), formula (20), and formula (21), $\dot{V}_i(x(t))$ can be written in the following form

$$\begin{aligned}
 \dot{V}_{Li}(x(t)) &= \dot{V}_{L1}(x(t)) + \dot{V}_{L2}(x(t)) + \dot{V}_{L3}(x(t)) \leq \sum_{j=1}^{N_i} \eta_{ij} \left\{ x^T(t) \left[A_{ij}^T P_{Li} + P_{Li} A_{ij} + \varepsilon_i^{-1} P_{Li} P_{Li} + A_{ij}^T (W_{Li} + \varepsilon_{li} I) A_{ij} \right] + Q_{Li} \right\} x(t) \\
 &+ x(t - h_i(t))^T \left[\varepsilon_i A_{qij}^T A_{qij} + \varepsilon_{li}^{-1} A_{qij}^T W_{Li} W_{Li} A_{qij} + A_{qij}^T W_{Li} A_{qij} - (1 - h_i(t)) Q_{Li} \right] \times x(t - h_i(t)) \Big\} - d \int_{t-\tau}^t \dot{x}^T(s) W_{Li} \dot{x}(s) ds \\
 &= \sum_{j=1}^{N_i} \eta_{ij} \left\{ \left[x^T(t) x(t - h_i(t))^T \right] \right. \\
 &\times \left[\begin{array}{cc} A_{ij}^T P_{Li} + P_{Li} A_{ij} + \varepsilon_i^{-1} P_{Li} P_{Li} + A_{ij}^T (W_{Li} + \varepsilon_{li} I) A_{ij} + Q_{Li} & 0 \\ 0 & \left\{ \varepsilon_i A_{qij}^T A_{qij} + \varepsilon_{li}^{-1} A_{qij}^T W_{Li} W_{Li} A_{qij} + A_{qij}^T W_{Li} A_{qij} - (1 - h_i(t)) Q_{Li} \right\} \end{array} \right] \\
 &\times \left[\begin{array}{c} x(t) \\ x(t - h_i(t)) \end{array} \right] \Big\} < 0
 \end{aligned} \tag{22}$$

We know inequality (22) is established from inequality (15). Therefore, $V_{Li}(x(t))$ is the Lyapunov functional and the open-loop system (8) is asymptotically stable. \square

Remark 5. The Lyapunov functions selected in this paper are composed of basic independent matrices, and the constant coefficient d is added to the $V_{L2}(x(t))$ functions. So, the study of nonlinear systems (8) is more general.

3.2. Memory State Feedback Controller Design. The sufficient conditions for the stability of the open-loop system (8) have been obtained by the Lyapunov functional method. Suppose that the state of the proposed time-varying time-delay switched fuzzy system is measurable, suitable controller and switching law can be designed to make the closed-loop system (12) asymptotically stable.

Theorem 6. Suppose there exist constants $\beta_{i\lambda}$ ($i, \lambda \in \overline{M}$) (either all nonnegative or all nonpositive); there exist positive scalars $\varepsilon_{2i}, \varepsilon_{3i}, \varepsilon_{4i}, d$, and positive definite symmetric matrices $P_i, W_i, Q_i, h_{\sigma(t)}(t)$ satisfy Equation (2), such that the matrix inequalities (23) are satisfied; then there are memory state feedback controller (11) and switching law $\sigma(t): \overline{M} = \{1, 2, \dots, m\}$ to make system (12) asymptotically stable:

$$\left[\begin{array}{cc} \prod_{11} & 0 \\ 0 & \prod_{22} \end{array} \right] < 0 \tag{23}$$

$i = 1, 2, \dots, m, \quad j, r = 1, 2, \dots, N_i$

along with

$$\begin{aligned}
 \prod_{11} &= A_{ij}^T P_i + P_i A_{ij} + K_{ir}^T B_{ij}^T P_i + P_i B_{ij} K_{ir} + \varepsilon_{2i}^{-1} P_i P_i \\
 &+ \varepsilon_{3i}^{-1} P_i P_i + d^2 (A_{ij}^T + K_{ir}^T B_{ij}^T) (W_i + \varepsilon_{4i} I) (A_{ij} \\
 &+ B_{ij} K_{ir}) + Q_i + \sum_{\lambda=1}^m \beta_{i\lambda} (P_i - P_\lambda) \\
 \prod_{22} &= \varepsilon_{2i} A_{qij}^T A_{qij} + \varepsilon_{3i} K_{1ir}^T B_{ij}^T B_{ij} K_{1ir} - (1 - h_i(t))
 \end{aligned}$$

$$\begin{aligned}
 &\cdot Q_i + d^2 \left[(A_{qij}^T + K_{1ir}^T B_{ij}^T) W_i (A_{qij} + B_{ij} K_{1ir}) \right. \\
 &\left. + \varepsilon_{4i}^{-1} (A_{qij}^T + K_{1ir}^T B_{ij}^T) W_i W_i (A_{qij} + B_{ij} K_{1ir}) \right]
 \end{aligned} \tag{24}$$

Proof. Without loss of generality, suppose $\beta_{i\lambda} \geq 0$. For any $i \in \overline{M}$, if $x^T(t)(P_i - P_\lambda)x(t) \geq 0, \forall \lambda \in \overline{M}$. From (23), we have

$$\left[\begin{array}{cc} \Gamma_{11} & 0 \\ 0 & \Gamma_{22} \end{array} \right] < 0 \tag{25}$$

where

$$\begin{aligned}
 \Gamma_{11} &= A_{ij}^T P_i + P_i A_{ij} + K_{ir}^T B_{ij}^T P_i + P_i B_{ij} K_{ir} + \varepsilon_{2i}^{-1} P_i P_i \\
 &+ \varepsilon_{3i}^{-1} P_i P_i \\
 &+ d^2 (A_{ij}^T + K_{ir}^T B_{ij}^T) (W_i + \varepsilon_{4i} I) (A_{ij} + B_{ij} K_{ir}) \\
 &+ Q_i \\
 \Gamma_{22} &= \prod_{22}
 \end{aligned} \tag{26}$$

Obviously, for $\forall x(t) \in \mathbb{R}^n \setminus \{0\}$, there certainly is an $i \in \overline{M}$ such that $x^T(t)(P_i - P_\lambda)x(t) \geq 0, \forall \lambda \in \overline{M}$. For arbitrary $i \in \overline{M}$, let $\Omega_i = \{x(t) \in \mathbb{R}^n \setminus \{0\} | x^T(t)(P_i - P_\lambda)x(t) \geq 0, \forall \lambda \in \overline{M}\}$. Then $\bigcup_{i=1}^m \Omega_i = \mathbb{R}^n \setminus \{0\}$. Further, construct the sets $\overline{\Omega}_1 = \Omega_1, \dots, \overline{\Omega}_i = \Omega_i - \bigcup_{\lambda=1}^{i-1} \overline{\Omega}_\lambda, \dots, \overline{\Omega}_m = \Omega_m - \bigcup_{\lambda=1}^{m-1} \overline{\Omega}_\lambda$. Obviously, we have $\bigcup_{i=1}^m \overline{\Omega}_i = \mathbb{R}^n \setminus \{0\}$, and $\overline{\Omega}_i \cap \overline{\Omega}_\lambda = \Phi, i \neq \lambda$.

Consider more general Lyapunov functional:

$$V_i(x(t)) = V_1(x(t)) + V_2(x(t)) + V_3(x(t)) \tag{27}$$

where

$$\begin{aligned}
 V_1(x(t)) &= x^T(t) P_i x(t) \\
 V_2(x(t)) &= d \int_{-d}^0 \int_{t+\theta}^t \dot{x}^T(s) W_i \dot{x}(s) ds d\theta \\
 V_3(x(t)) &= \int_{t-h_i(t)}^t x^T(s) Q_i x(s) ds
 \end{aligned} \tag{28}$$

P_i, W_i, Q_i are positive definite symmetric matrices satisfying the matrix inequality (23). When $x(t) \in \overline{\Omega}_i, i \in \overline{M}$, there is

$$\dot{V}_i(x(t)) = \dot{V}_1(x(t)) + \dot{V}_2(x(t)) + \dot{V}_3(x(t)) \quad (29)$$

Assuming that inequality (2) is established, and according to Lemma 3, the following formulas are obtained:

$$\begin{aligned} \dot{V}_1(x(t)) &= \dot{x}^T(t) P_i x(t) + x^T(t) P_i \dot{x}(t) \\ &= \sum_{j=1}^{N_i} \eta_{ij} \sum_{r=1}^{N_i} \eta_{ir} \left\{ \left[A_{ij} x(t) \right. \right. \\ &\quad + A_{qij} x(t - h_i(t)) + B_{ij} K_{ir} x(t) \\ &\quad + B_{ij} K_{1ir} x(t - h_i(t)) \left. \right]^T P_i x(t) + x^T(t) P_i \left[A_{ij} x(t) \right. \\ &\quad + A_{qij} x(t - h_i(t)) + B_{ij} K_{ir} x(t) \\ &\quad + B_{ij} K_{1ir} x(t - h_i(t)) \left. \right\} \\ &\leq \sum_{j=1}^{N_i} \eta_{ij} \sum_{r=1}^{N_i} \eta_{ir} \left\{ x^T(t) \right. \\ &\quad \cdot \left[A_{ij}^T P_{Li} + P_{Li} A_{ij} + P_i B_{ij} K_{ir} + \varepsilon_{2i}^{-1} P_i P_i + \varepsilon_{3i}^{-1} P_i P_i \right. \\ &\quad + K_{ir}^T B_{ij}^T P_i \left. \right] x(t) + x(t - h_i(t))^T \left[\varepsilon_{3i} K_{1ir}^T B_{ij}^T B_{ij} K_{1ir} \right. \\ &\quad + \varepsilon_{2i} A_{qij}^T A_{qij} \left. \right] x(t - h_i(t)) \left. \right\} \\ \dot{V}_2(x(t)) &= d^2 \dot{x}^T(t) W_i \dot{x}(t) - d \int_{t-h_i(t)}^t \dot{x}^T(s) W_i \dot{x}(s) ds \\ &\leq d^2 \dot{x}^T(t) W_i \dot{x}(t) \\ &\quad - d \int_{t-h_i(t)}^t \dot{x}^T(s) \\ &\quad \cdot W_i \dot{x}(s) ds \\ &= \sum_{j=1}^{N_i} \eta_{ij} \sum_{r=1}^{N_i} \eta_{ir} \left\{ d^2 \left[A_{ij} x(t) \right. \right. \\ &\quad + A_{qij} x(t - h_i(t)) + B_{ij} K_{ir} x(t) \\ &\quad + B_{ij} K_{1ir} x(t - h_i(t)) \left. \right]^T W_i \left[A_{ij} x(t) \right. \\ &\quad + A_{qij} x(t - h_i(t)) + B_{ij} K_{ir} x(t) \\ &\quad + B_{ij} K_{1ir} x(t - h_i(t)) \left. \right\} \\ &\quad - d \int_{t-h_i(t)}^t \dot{x}^T(s) \\ &\quad \cdot W_i \dot{x}(s) ds \end{aligned} \quad (30)$$

$$\begin{aligned} &= d^2 \sum_{j=1}^{N_i} \eta_{ij} \sum_{r=1}^{N_i} \eta_{ir} \left\{ x^T(t) \right. \\ &\quad \cdot \left[\left(A_{ij}^T + K_{ir}^T B_{ij}^T \right) W_i \times \left(A_{ij} + B_{ij} K_{ir} \right) \right] x(t) + x^T(t) \\ &\quad \cdot \left[\left(A_{ij}^T + K_{ir}^T B_{ij}^T \right) W_i \times \left(A_{qij} + B_{ij} K_{1ir} \right) \right] x(t) \\ &\quad - h_i(t) + x(t - h_i(t))^T \left[\left(A_{qij}^T + K_{1ir}^T B_{ij}^T \right) W_i \right. \\ &\quad \times \left(A_{ij} + B_{ij} K_{ir} \right) \left. \right] x(t) + x(t - h_i(t))^T \\ &\quad \cdot \left[\left(A_{qij}^T + K_{1ir}^T B_{ij}^T \right) W_i \times \left(A_{qij} + B_{ij} K_{1ir} \right) \right] x(t) \\ &\quad - h_i(t) \left. \right\} - d \int_{t-h_i(t)}^t \dot{x}^T(s) W_i \dot{x}(s) ds \\ &\leq d^2 \sum_{j=1}^{N_i} \eta_{ij} \sum_{r=1}^{N_i} \eta_{ir} \left\{ x^T(t) \right. \\ &\quad \cdot \left[\left(A_{ij}^T + K_{ir}^T B_{ij}^T \right) \times \left(W_i + \varepsilon_{4i} I \right) \times \left(A_{ij} + B_{ij} K_{ir} \right) \right] \\ &\quad \cdot x(t) + x(t - h_i(t))^T \left[\left(A_{qij}^T + K_{1ir}^T B_{ij}^T \right) W_i \right. \\ &\quad \times \left(A_{qij} + B_{ij} K_{1ir} \right) + \varepsilon_{4i}^{-1} \left(A_{qij}^T + K_{1ir}^T B_{ij}^T \right) \\ &\quad \times W_i W_i \left(A_{qij} + B_{ij} K_{1ir} \right) \left. \right] x(t - h_i(t)) \left. \right\} \\ &\quad - d \int_{t-h_i(t)}^t \dot{x}^T(s) \\ &\quad \cdot W_i \dot{x}(s) ds \end{aligned} \quad (31)$$

$$\begin{aligned} \dot{V}_3(x(t)) &= x^T(t) Q_i x(t) - (1 \\ &\quad - h_i(t)) x^T(t - h_i(t)) Q_i x(t - h_i(t)) \\ &\leq \sum_{j=1}^{N_i} \eta_{ij} \sum_{r=1}^{N_i} \eta_{ir} \left[x^T(t) \right. \\ &\quad \cdot Q_i x(t) - (1 - h_i(t)) x^T(t - h_i(t)) Q_i x(t \\ &\quad - h_i(t)) \left. \right] \end{aligned} \quad (32)$$

From formulas (30)–(32), we get formula (33):

$$\begin{aligned} \dot{V}_i(x(t)) &= \dot{V}_1(x(t)) + \dot{V}_2(x(t)) + \dot{V}_3(x(t)) \\ &\leq \sum_{j=1}^{N_i} \eta_{ij} \sum_{r=1}^{N_i} \eta_{ir} \left\{ x^T(t) \right. \\ &\quad \cdot \left[A_{ij}^T P_i + P_i A_{ij} + K_{ir}^T B_{ij}^T P_i + P_i B_{ij} K_{ir} + \varepsilon_{3i}^{-1} P_i P_i \right. \\ &\quad + \varepsilon_{2i}^{-1} P_i P_i + Q_i \\ &\quad + d^2 \left(A_{ij}^T + K_{ir}^T B_{ij}^T \right) \left(W_i + \varepsilon_{4i} I \right) \left(A_{ij} + B_{ij} K_{ir} \right) \left. \right] \\ &\quad \cdot x(t) + x(t - h_i(t))^T \left[\varepsilon_{2i} A_{qij}^T A_{qij} \right. \end{aligned}$$

$$\begin{aligned}
 & + \varepsilon_{3i} K_{1ir}^T B_{ij}^T B_{ij} K_{1ir} - (1 - h_i(t)) Q_i \\
 & + d^2 [(A_{qij}^T + K_{1ir}^T B_{ij}^T) W_i (A_{qij} + B_{ij} K_{1ir}) \\
 & + \varepsilon_{4i}^{-1} (A_{qij}^T + K_{1ir}^T B_{ij}^T) W_i W_i (A_{qij} + B_{ij} K_{1ir})] x(t) \\
 & - h_i(t) \} - d \int_{t-h_i(t)}^t x^T(s) W_{Li} \dot{x}(s) ds
 \end{aligned} \tag{33}$$

Equation (33) can be rewritten as

$$\begin{aligned}
 & \dot{V}_i(t) \\
 & \leq \sum_{j=1}^{N_i} \eta_{ij} \sum_{r=1}^{N_i} \eta_{ir} \begin{bmatrix} x(t) \\ x(t-h_i(t)) \end{bmatrix}^T \Theta_{ijr} \begin{bmatrix} x(t) \\ x(t-h_i(t)) \end{bmatrix}
 \end{aligned} \tag{34}$$

in which

$$\Theta_{ijr} = \begin{bmatrix} A_{ij}^T P_i + P_i A_{ij} + K_{ir}^T B_{ij}^T P_i + P_i B_{ij} K_{ir} + \varepsilon_{2i}^{-1} P_i P_i + \varepsilon_{3i}^{-1} P_i P_i & 0 \\ +Q_i + d^2 (A_{ij}^T + K_{ir}^T B_{ij}^T) \times (W_i + \varepsilon_{4i} I) (A_{ij} + B_{ij} K_{ir}) & \varepsilon_{2i} A_{qij}^T A_{qij} + \varepsilon_{3i} K_{1ir}^T B_{ij}^T B_{ij} K_{1ir} - (1 - h_i(t)) Q_i \\ 0 & +d^2 [(A_{qij}^T + K_{1ir}^T B_{ij}^T) \times W_i (A_{qij} + B_{ij} K_{1ir}) + \varepsilon_{4i}^{-1} (A_{qij}^T + K_{1ir}^T B_{ij}^T) W_i \times W_i (A_{qij} + B_{ij} K_{1ir})] \end{bmatrix} \tag{35}$$

When Equation $\Theta_{ijr} < 0$, $\dot{V}(x(t)) < 0$ can be obtained. Therefore, the controller (11) can ensure that system (12) is asymptotically stable under the switching law $\sigma(x(t)) = i$. \square

Remark 7. The integral term $-d \int_{t-\tau}^t x^T(s) W_i \dot{x}(s) ds < 0$ is obtained, because $0 < d < 1$, W_i is a positive definite symmetry matrix and the physical meaning of the integral term is the area.

There are Lyapunov functional matrices P_i , W_i and closed-loop system product terms in Equation (23), which can be seen from Theorem 6. In order to solve this problem, an additional matrix is introduced to decouple, and feasible solution in which Equation (23) depends on linear matrix inequalities is obtained.

Theorem 8. Suppose there exist constants $\beta_{i\lambda}$ ($i, \lambda \in \overline{M}$) (either all nonnegative or all nonpositive); there exist positive scalars $\varepsilon_{2i}, \varepsilon_{3i}, \varepsilon_{4i}, d$ and positive definite symmetric matrices P_i, W_i, Q_i, S_i , continuously differentiable symmetry matrices Y_{ir}, Y_{1ir} , $h_{\sigma(t)}(t)$ satisfy Equation (2), such that the matrix inequalities (36) are satisfied; then there are memory state feedback controller (42) and switching law $\sigma(t): \overline{M} = \{1, 2, \dots, m\}$ to make system (12) symptomatically stable:

$$i = 1, 2, \dots, m, \quad j, r = 1, 2, \dots, N_i \tag{36}$$

along with

$$\begin{aligned}
 \gamma_{11} &= X_i A_{ij}^T + A_{ij} X_i + Y_{ir}^T B_{ij}^T + B_{ij} Y_{ir} + (\varepsilon_{2i}^{-1} + \varepsilon_{3i}^{-1}) I \\
 &+ S_i + \sum_{\lambda=1}^m \beta_{i\lambda} (P_i - P_\lambda) \\
 \gamma_{12} &= X_i A_{ij}^T + Y_{ir}^T B_{ij}^T \\
 \gamma_{13} &= X_i A_{ij}^T + Y_{ir}^T B_{ij}^T \\
 \gamma_{22} &= -(d^2 W_i)^{-1} \\
 \gamma_{33} &= -(\varepsilon_{4i} d^2 I)^{-1} \\
 \gamma_{44} &= -(1 - h_i(t)) S_i \\
 \gamma_{45} &= X_i A_{qij}^T \\
 \gamma_{46} &= Y_{1ir}^T B_{ij}^T \\
 \gamma_{47} &= X_i A_{qij}^T + Y_{1ir}^T B_{ij}^T \\
 \gamma_{48} &= X_i A_{qij}^T + Y_{1ir}^T B_{ij}^T \\
 \gamma_{55} &= -(\varepsilon_{2i} I)^{-1} \\
 \gamma_{66} &= -(\varepsilon_{3i} I)^{-1} \\
 \gamma_{77} &= -(d^2 W_i)^{-1} \\
 \gamma_{88} &= -(d^2)^{-1} \varepsilon_{4i} I
 \end{aligned} \tag{37}$$

$$\begin{bmatrix} \gamma_{11} & \gamma_{12} & \gamma_{13} & 0 & 0 & 0 & 0 & 0 & 0 \\ * & \gamma_{22} & 0 & 0 & 0 & 0 & 0 & 0 & 0 \\ * & 0 & \gamma_{33} & 0 & 0 & 0 & 0 & 0 & 0 \\ 0 & 0 & 0 & \gamma_{44} & \gamma_{45} & \gamma_{46} & \gamma_{47} & \gamma_{48} & 0 \\ 0 & 0 & 0 & * & \gamma_{55} & 0 & 0 & 0 & 0 \\ 0 & 0 & 0 & * & 0 & \gamma_{66} & 0 & 0 & 0 \\ 0 & 0 & 0 & * & 0 & 0 & \gamma_{77} & 0 & 0 \\ 0 & 0 & 0 & * & 0 & 0 & 0 & 0 & \gamma_{88} \end{bmatrix} < 0$$

Proof. Using the Schur method for the matrix inequality (35)

$$\begin{bmatrix} \psi_{11} & \psi_{12} & \psi_{13} & 0 & 0 & 0 & 0 & 0 \\ * & \gamma_{22} & 0 & 0 & 0 & 0 & 0 & 0 \\ * & 0 & \gamma_{33} & 0 & 0 & 0 & 0 & 0 \\ 0 & 0 & 0 & \psi_{44} & \psi_{45} & \psi_{46} & \psi_{47} & \psi_{48} \\ 0 & 0 & 0 & * & \gamma_{55} & 0 & 0 & 0 \\ 0 & 0 & 0 & * & 0 & \gamma_{66} & 0 & 0 \\ 0 & 0 & 0 & * & 0 & 0 & \gamma_{77} & 0 \\ 0 & 0 & 0 & * & 0 & 0 & 0 & \gamma_{88} \end{bmatrix} < 0 \quad (38)$$

in which

$$\begin{aligned} \psi_{11} &= A_{ij}^T P_i + P_i A_{ij} + K_{ir}^T B_{ij}^T P_i + P_i B_{ij} K_{ir} + \varepsilon_{2i}^{-1} P_i P_i \\ &\quad + \varepsilon_{3i}^{-1} P_i P_i + Q_i \\ \psi_{12} &= A_{ij}^T + K_{ir}^T B_{ij}^T \\ \psi_{13} &= A_{ij}^T + K_{ir}^T B_{ij}^T \\ \psi_{44} &= -(1 - h_i(t)) Q_i \\ \psi_{45} &= A_{qij}^T \\ \psi_{46} &= K_{1ir}^T B_{ij}^T \\ \psi_{47} &= A_{qij}^T + K_{1ir}^T B_{ij}^T \\ \psi_{48} &= A_{qij}^T + K_{1ir}^T B_{ij}^T \end{aligned} \quad (39)$$

Multiply matrix $\text{diag}\{P_i^{-1}, I, I, I, P_i^{-1}, I, I, I, W_i^{-1}\}$ by Equation (38) and define it:

$$\begin{aligned} X_i &= P_i^{-1}, \\ S_i &= X_i Q_i X_i, \\ Y_{ir} &= K_{ir} X_i, \\ Y_{1ir} &= K_{1ir} X_i \end{aligned} \quad (40)$$

Then, formula (23) is equivalent to formula (36). Proof is to be true. \square

The gain matrices of the memory state feedback controller are obtained by solving LMI (36):

$$\begin{aligned} K_{ir} &= Y_{ir} X_i^{-1}, \\ K_{1ir} &= Y_{1ir} X_i^{-1} \end{aligned} \quad (41)$$

The global model (11) of the memory state feedback controller can be written in the following form:

$$u_i = \sum_{j=1}^{N_i} \eta_{ij} \left[Y_{ij} X_i^{-1} x(t) + Y_{1ij} X_i^{-1} x(t - h_i(t)) \right] \quad (42)$$

Inference 1. Suppose there exist constants $\beta_{i\lambda}$ ($i, \lambda \in \overline{M}$) (either all nonnegative or all nonpositive); there exist positive scalars $\varepsilon_{2i}, \varepsilon_{3i}, \varepsilon_{4i}, d$ and positive definite symmetric matrices P_i, W_i, Q_i, S_i ; continuously differentiable symmetry matrices $Y_{ir}, Y_{1ir}, h_{\sigma(t)}(t)$ satisfy Equation (2) and then the matrix inequalities

$$\begin{bmatrix} E_{11} & \gamma_{12} & \gamma_{13} & 0 & 0 & 0 & 0 \\ * & \gamma_{22} & 0 & 0 & 0 & 0 & 0 \\ * & 0 & \gamma_{33} & 0 & 0 & 0 & 0 \\ 0 & 0 & 0 & \gamma_{44} & \gamma_{45} & E_{46} & E_{47} \\ 0 & 0 & 0 & * & \gamma_{55} & 0 & 0 \\ 0 & 0 & 0 & * & 0 & E_{66} & 0 \\ 0 & 0 & 0 & * & 0 & 0 & E_{77} \end{bmatrix} < 0 \quad (43)$$

where

$$\begin{aligned} E_{11} &= X_i A_{ij}^T + A_{ij} X_i + Y_{ir}^T B_{ij}^T + B_{ij} Y_{ir} + \varepsilon_{2i}^{-1} I + S_i \\ &\quad + \sum_{\lambda=1}^m \beta_{i\lambda} (P_i - P_\lambda) \\ \gamma_{12} &= X_i A_{ij}^T + Y_{ir}^T B_{ij}^T \\ \gamma_{13} &= X_i A_{ij}^T + Y_{ir}^T B_{ij}^T \\ \gamma_{22} &= -(d^2 W_i)^{-1} \\ \gamma_{33} &= -(\varepsilon_{4i} d^2 I)^{-1} \\ \gamma_{44} &= -(1 - h_i(t)) S_i \\ \gamma_{45} &= X_i A_{qij}^T \\ E_{46} &= X_i A_{qij}^T \\ E_{47} &= X_i A_{qij}^T \\ \gamma_{55} &= -(\varepsilon_{2i} I)^{-1} \\ E_{66} &= \gamma_{77} = -(d^2 W_i)^{-1} \\ E_{77} &= \gamma_{88} = -(d^2)^{-1} \varepsilon_{4i} I \end{aligned} \quad (44)$$

The closed-loop system is asymptotically stable, when the memoryless state feedback controller is $u_i = K_{qij} X_i^{-1} x(t)$, $K_{qir} = Y_{ir} X_i^{-1}$ and the switching law is $\sigma(t) : \overline{M} = \{1, 2, \dots, m\}$.

Remark 9. This paper discusses the situation that the designed controller can stabilize the original system regardless of time-varying delay of the systems. Comparing the linear matrix inequalities (36) with (43), it can be seen that when the inequality (36) has a solution, Equation (43) must have a solution (take Y_{1ir} to 0); on the contrary, it is not necessarily true. Formula (36) has better solvability than Formula (43).

Therefore, the memory state feedback controller can control the system in which the memoryless state feedback controller is not controllable.

Remark 10. Equation (23) is transformed into a strict linear matrix inequality (36) by Schur theorem and the matrix inequality method. The transformed LMI matrix increases the conservativeness of the result but makes the final result MATLAB solvable.

4. Simulation Results

Consider the switched fuzzy model with time-varying delay as follows in order to prove the effectiveness of the proposed control method:

$$\begin{aligned}
 R_1^1: & \text{ if } \xi \text{ is } M_{11}^1, \\
 & \text{ then } \dot{x}(t) \\
 & = A_{11}x(t) + A_{q11}x(t - h_1(t)) + B_{11}u_1(t) \\
 & y(t) = C_{11}x(t) \\
 R_1^2: & \text{ if } \xi \text{ is } M_{11}^2, \\
 & \text{ then } \dot{x}(t) \\
 & = A_{12}x(t) + A_{q12}x(t - h_1(t)) + B_{12}u_1(t) \\
 & y(t) = C_{12}x(t) \\
 R_2^1: & \text{ if } \delta \text{ is } M_{21}^1, \\
 & \text{ then } \dot{x}(t) \\
 & = A_{21}x(t) + A_{q21}x(t - h_2(t)) + B_{21}u_2(t) \\
 & y(t) = C_{21}x(t) \\
 R_2^2: & \text{ if } \delta \text{ is } M_{21}^2, \\
 & \text{ then } \dot{x}(t) \\
 & = A_{22}x(t) + A_{q22}x(t - h_2(t)) + B_{22}u_2(t) \\
 & y(t) = C_{22}x(t)
 \end{aligned} \tag{45}$$

where

$$\begin{aligned}
 A_{11} &= \begin{bmatrix} -11 & 1 \\ 12 & -18 \end{bmatrix}, \\
 A_{12} &= \begin{bmatrix} -21 & 6 \\ 19 & 0 \end{bmatrix}, \\
 A_{21} &= \begin{bmatrix} -11.3 & 3 \\ 14 & -17 \end{bmatrix} \\
 A_{22} &= \begin{bmatrix} -11 & 6 \\ 18 & 0 \end{bmatrix}, \\
 B_{11} &= \begin{bmatrix} -17 & 3 \\ 2 & 28 \end{bmatrix},
 \end{aligned}$$

$$\begin{aligned}
 B_{12} &= \begin{bmatrix} -18 & -2 \\ -22 & 38 \end{bmatrix} \\
 B_{21} &= \begin{bmatrix} -15.23 & 4 \\ 3.01 & 27 \end{bmatrix}, \\
 B_{22} &= \begin{bmatrix} -19 & -1 \\ -21 & 37 \end{bmatrix}, \\
 A_{q11} &= \begin{bmatrix} -35 & 41 \\ 31 & 13 \end{bmatrix}, \\
 A_{q12} &= \begin{bmatrix} -37 & 0.3 \\ 0.1 & 14 \end{bmatrix}, \\
 A_{q21} &= \begin{bmatrix} -27 & 40 \\ 29 & 15 \end{bmatrix} \\
 A_{q22} &= \begin{bmatrix} -36 & 0.2 \\ 0.3 & 16 \end{bmatrix}
 \end{aligned} \tag{46}$$

Select the time-varying delay functions depending on [48] as follows:

$$h_1(t) = 0.003 - 0.003 \sin(t) \tag{47a}$$

$$h_2(t) = 0.01 - 0.01 \sin(t) \tag{47b}$$

Then, $h_1 \leq 0.003$, $h_2 \leq 0.01$, and $d \leq 0.02$. $M_{11}^1, M_{11}^2, M_{21}^1, M_{21}^2$ are represented by the following membership functions:

$$\begin{aligned}
 M_{11}^1(x_2(t)) &= \eta_{11}(z(t)) = 1 - \frac{1}{1 + e^{-2z(t)}}, \\
 M_{11}^2(z(t)) &= \eta_{12}(z(t)) = \frac{1}{1 + e^{-2z(t)}}, \\
 M_{21}^1(\delta(t)) &= \eta_{21}(\delta(t)) = 1 - \frac{1}{1 + e^{-(2(\sigma(t)-0.3))}}, \\
 M_{21}^2(\delta(t)) &= \eta_{22}(\delta(t)) = \frac{1}{1 + e^{-(2(\delta(t)-0.3))}}
 \end{aligned} \tag{48}$$

The parameters in the stability criterion are as follows: $\varepsilon_{2i} = \varepsilon_{3i} = \varepsilon_{4i} = 0.5$, $\beta_{i\lambda} = 1$, $r, j, i = 1, 2$. Using MATLAB to solve the linear matrix inequality (36), we get

$$\begin{aligned}
 P_1 &= \begin{bmatrix} 0.1014 & 0.0411 \\ 0.0411 & 0.0531 \end{bmatrix}, \\
 P_2 &= \begin{bmatrix} 0.0987 & 0.0280 \\ 0.0280 & 0.0411 \end{bmatrix}, \\
 K_{11} &= \begin{bmatrix} 9.9351 & 4.8792 \\ -1.0104 & -2.7214 \end{bmatrix}, \\
 K_{12} &= \begin{bmatrix} 9.9351 & 4.8792 \\ -1.0104 & -2.7214 \end{bmatrix} \\
 K_{21} &= \begin{bmatrix} 9.4119 & 3.3242 \\ -0.6760 & -2.4021 \end{bmatrix},
 \end{aligned}$$

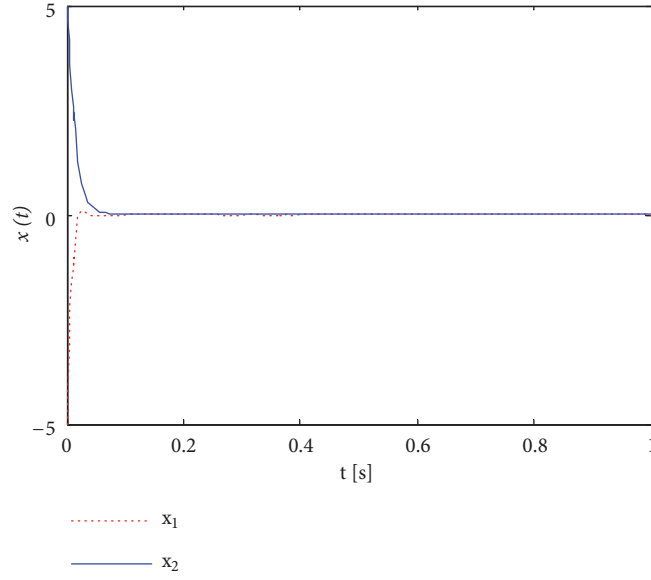


FIGURE 1: State response curve of closed-loop system controlled by memory state feedback controller.

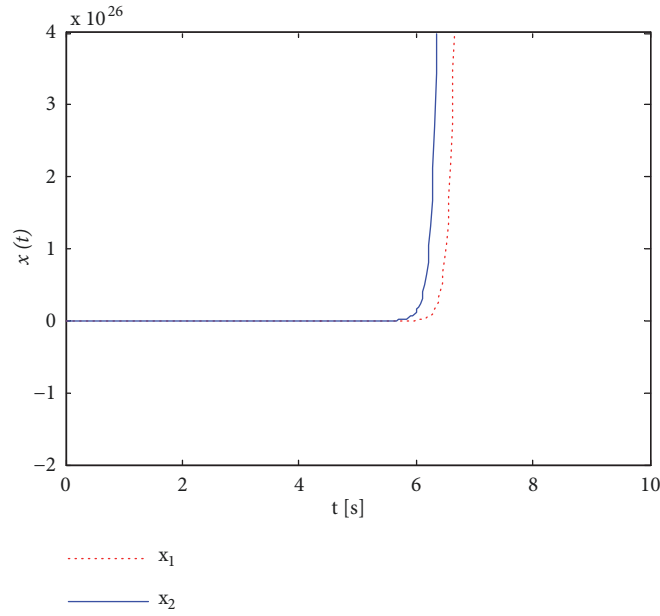


FIGURE 2: State response curve of closed-loop system under control of memoryless feedback controller.

$$\begin{aligned}
 K_{22} &= \begin{bmatrix} 9.4119 & 3.3242 \\ -0.6760 & -2.4021 \end{bmatrix} \\
 K_{111} &= \begin{bmatrix} 0.0253 & 0.0152 \\ 0.0039 & 0.0041 \end{bmatrix}, \\
 K_{112} &= \begin{bmatrix} 0.0253 & 0.0152 \\ 0.0039 & 0.0041 \end{bmatrix} \\
 K_{121} &= \begin{bmatrix} 0.0193 & 0.0090 \\ 0.0005 & 0.0020 \end{bmatrix}, \\
 K_{122} &= \begin{bmatrix} 0.0193 & 0.0090 \\ 0.0005 & 0.0020 \end{bmatrix}
 \end{aligned}$$

(49)

And the gain of the memoryless feedback controller:

$$\begin{aligned}
 K_{q11} &= \begin{bmatrix} 0.8958 & 0.2771 \\ -0.0165 & -0.0911 \end{bmatrix}, \\
 K_{q12} &= \begin{bmatrix} 0.8958 & 0.2771 \\ -0.0165 & -0.0911 \end{bmatrix} \\
 K_{q21} &= \begin{bmatrix} 0.7328 & 0.1181 \\ 0.0246 & -0.0647 \end{bmatrix}, \\
 K_{q22} &= \begin{bmatrix} 0.7328 & 0.1181 \\ 0.0246 & -0.0647 \end{bmatrix}
 \end{aligned}$$

(50)

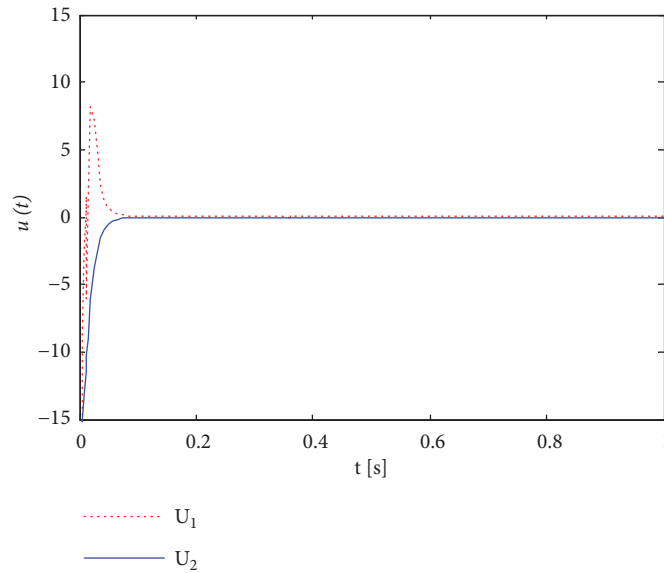


FIGURE 3: Control curve of memory state feedback controller.

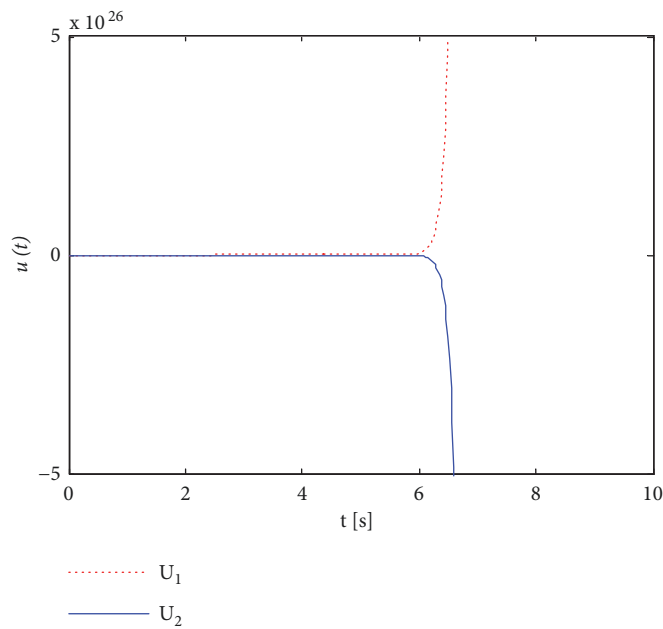


FIGURE 4: Control curve of memoryless state feedback controller.

Figures 1 and 2 show the state response curves of the closed-loop system (12) controlled by the memory state feedback controller and the memoryless state feedback controller, with the same initial conditions and the switching laws, under the simulink simulation of MATLAB. Figures 3 and 4 show the control curves of the two controllers, where $x(0) = [5, -5]$.

The state response curve in Figure 1 quickly converges to 0, and the closed-loop system is asymptotically stable; the state response curve in Figure 2 is divergent and the closed-loop system is unstable, which are shown from Figures 1 and 2 under the same initial conditions. The control curve

of the memory state feedback controller converges rapidly and the control curve of the memoryless state feedback controller diverges in Figures 3 and 4 under the same initial conditions. Therefore, the control effect with the memory state feedback controller is better than the memoryless state feedback controller for the time-varying delay switched fuzzy system under the given initial conditions.

The initial value is changed to 100 times; that is, $x(0) = [500, -500]$; we get the state response curve and control curve of the time-varying delay switched fuzzy system in Figures 5 and 6 under the memory state feedback controller and the switching law in order to further verify the large-scale

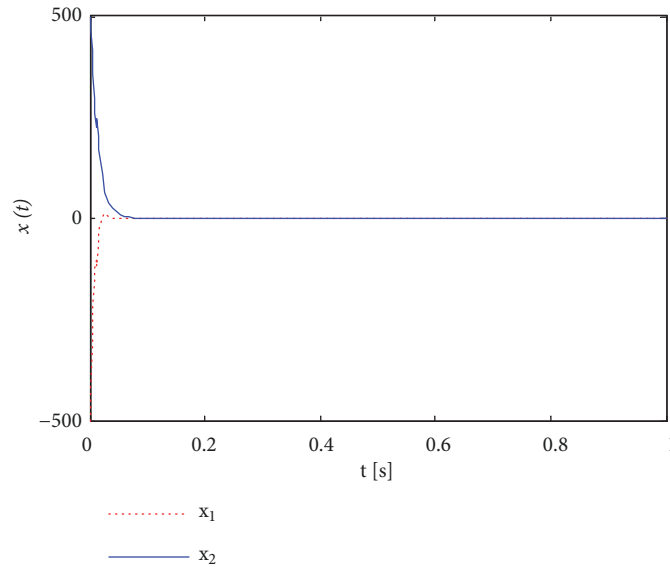


FIGURE 5: The state response curve of the closed-loop system under the control of the memory state feedback controller when the initial value is expanded.

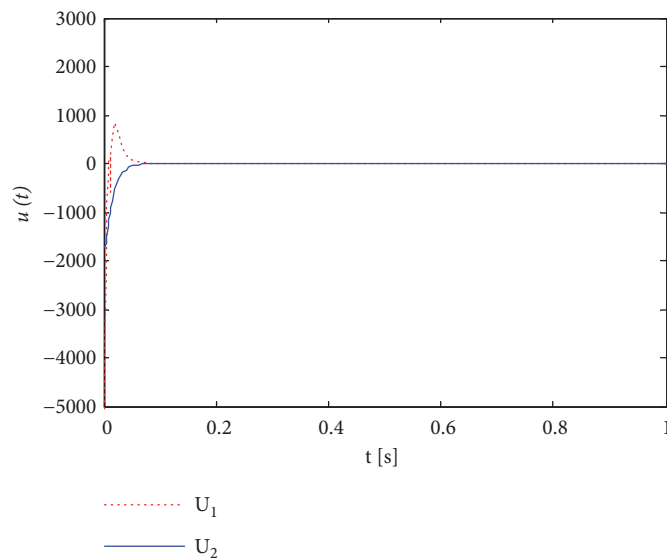


FIGURE 6: The state control curve of the closed-loop system under the control of the memory state feedback controller when the initial value is expanded.

stability of the system. The results show that the changing initial value has little effect on the convergence speed of the system.

5. Conclusion

In this paper, memory state feedback controller and switching law are designed for a class of time-varying delay switched fuzzy systems. The stability problem of closed-loop systems based on memory state feedback control is studied. According to the definition of asymptotic stability of the system, the Lyapunov functional is constructed, and the LMI solvable criterion for asymptotic stability of the closed-loop system is obtained. Finally, numerical examples and comparative

analysis experiments are carried out to verify the effectiveness of the proposed method for the proposed control of time-varying switched fuzzy systems.

Data Availability

This paper does not use the data of other papers; all the data is chosen by us.

Conflicts of Interest

The authors declare that there are no conflicts of interest regarding the publication of this article.




Acknowledgments

This work is supported by National Nature Science Foundation under Grant 61004039, Program for Liaoning Excellent Talents in University under Grant LR2015043, and Project of Natural Science Foundation of Liaoning Province under Grants 20170540647 and 201602529.

References

- [1] W. Y. Mo and Y. D. Xiao, "Overview of hybrid dynamic system and its application," *Journal of Control Theory and Applications*, vol. 19, no. 1, p. 1, 2002.
- [2] F. Luo, T. D. Yu, and K. Y. Sun, "Fuzzy hybrid control and its application in robot assembly task," *Journal of University of Science and Technology Beijing*, no. 4, p. 368, 1994.
- [3] R. Alur, T. A. Henzinger, G. Lafferriere, and G. J. Pappas, "Discrete abstractions of hybrid systems," *Proceedings of the IEEE*, vol. 88, no. 7, pp. 971–984, 2000.
- [4] H. Ye, A. N. Michel, and L. Hou, "Stability theory for hybrid dynamical systems," *IEEE Transactions on Automatic Control*, vol. 43, no. 4, pp. 461–474, 1998.
- [5] Y. Deng, Z. He, F. Ling et al., "Research on fault location scheme for inverter AC transmission line of ACDC hybrid system," *Ieej Transactions on Electrical & Electronic Engineering*, vol. 13, no. 3, p. 1, 2018.
- [6] W. Xiang, H.-D. Tran, and T. T. Johnson, "Robust exponential stability and disturbance attenuation for discrete-time switched systems under arbitrary switching," *Institute of Electrical and Electronics Engineers Transactions on Automatic Control*, vol. 63, no. 5, pp. 1450–1456, 2018.
- [7] T. L. Huang, *Adaptive Fuzzy Robust Control for Switched Uncertain Nonlinear Systems [Dissertation]*, Liaoning University of Technology, Jinzhou, China, 2018.
- [8] Y. Li, S. Sui, and S. Tong, "Adaptive fuzzy control design for stochastic nonlinear switched systems with arbitrary switchings and unmodeled dynamics," *IEEE Transactions on Cybernetics*, vol. 47, no. 2, pp. 403–414, 2017.
- [9] J. Daafouz, P. Riedinger, and C. Iung, "Stability analysis and control synthesis for switched systems: a switched Lyapunov function approach," *IEEE Transactions on Automatic Control*, vol. 47, no. 11, pp. 1883–1887, 2002.
- [10] D. Liberzon and A. S. Morse, "Basic problems in stability and design of switched systems," *IEEE Control Systems Magazine*, vol. 19, no. 5, pp. 59–70, 1999.
- [11] L. Hetel, J. Daafouz, and C. Iung, "LMI control design for a class of exponential uncertain systems with application to network controlled switched systems," in *Proceedings of the 2007 American Control Conference, ACC*, pp. 1401–1406, New York, NY, USA, July 2007.
- [12] S. Song, J. Liu, and H. Wang, "Adaptive neural network control for uncertain switched nonlinear systems with time delays," *IEEE Access*, vol. 6, pp. 22899–22907, 2018.
- [13] M. Yu, X. Yuan, and W. Xiao, "A switched system approach to robust stabilization of networked control systems with multiple packet transmission," *Asian Journal of Control*, vol. 17, no. 4, pp. 1415–1423, 2015.
- [14] H. C. Zhou, *Switching Control Design for a Class of Robot Systems, [Dissertation]*, Northeastern University, Shenyang, China, 2014.
- [15] Y. X. Shang and J. X. Xiang, "Research on automatic intelligent switching over double power supply system," *Mechanical & Electrical Engineering Magazine*, vol. 23, no. 07, p. 21, 2006.
- [16] T. Takagi and M. Sugeno, "Fuzzy identification of systems and its applications to modeling and control," *IEEE Transactions on Systems, Man, and Cybernetics*, vol. 15, p. 116, 1985.
- [17] W. C. Zhang, Q. Li, C. Zhang et al., "Virtual equivalent system and stability criteria for T-S model based fuzzy control systems," *Journal of University of Science and Technology Beijing*, vol. 34, no. 2, p. 207, 2012.
- [18] W. D. Kim, B. J. Park, J. H. Lee et al., "Discretisation of continuous-time T-S fuzzy system: global approach," *IEE Proceedings - Control Theory and Applications*, vol. 153, no. 2, pp. 237–246, 2006.
- [19] X. Liu and Q. Zhang, "New approaches to H_{∞} controller designs based on fuzzy observers for T-S fuzzy systems via LMI," *Automatica*, vol. 39, no. 9, pp. 1571–1582, 2003.
- [20] S. Shi, Z. Fei, T. Wang, and Y. Xu, "Filtering for switched T-S fuzzy systems with persistent dwell time," *IEEE Transactions on Cybernetics*, vol. 49, no. 5, pp. 1923–1931, 2019.
- [21] Y. Wang, H. Shen, H. R. Karimi, and D. Duan, "Dissipativity-based Fuzzy integral sliding mode control of continuous-time T-S fuzzy systems," *IEEE Transactions on Fuzzy Systems*, vol. 26, no. 3, pp. 1164–1176, 2018.
- [22] Z. Lendek, J. Lauber, T. M. Guerra et al., "Adaptive observers for TS systems with unknown polynomial inputs," *Fuzzy Sets and Systems*, vol. 161, no. 15, pp. 2043–2065, 2010.
- [23] Y. Tan, D. Du, and S. Fei, "Quantized filtering for T-S fuzzy networked systems with saturation nonlinearities: An output-dependent triggering method," *ISA Transactions*, vol. 72, pp. 122–137, 2018.
- [24] A. Naseri and H. M. Asemani, "Non-fragile robust strictly dissipative control of disturbed T-S fuzzy systems with input saturation," *Circuits Systems & Signal Processing*, p. 22, 2018.
- [25] X. P. Guan and C. L. Chen, "Delay-dependent guaranteed cost control for T-S fuzzy systems with time delays," *IEEE Transactions on Fuzzy Systems*, vol. 12, no. 2, pp. 236–249, 2004.
- [26] H. Yang, G. M. Dimirovski, and J. Zhao, "Switched fuzzy systems: representation modelling, stability analysis, and control design," in *Intelligent Techniques and Tools for Novel System Architectures*, vol. 109, pp. 155–168, Springer, Berlin, Germany, 2008.
- [27] H.-W. Wang and J. Lian, "Control method based on new switched fuzzy system," *Control and Decision*, vol. 32, no. 7, pp. 1329–1332, 2017.
- [28] H. Yang and J. Zhao, "Robust controller for a class of uncertain switched fuzzy systems," *Journal of Northeastern University*, vol. 2, pp. 334–337, 2007.
- [29] W. Xiang, J. Xiao, and M. N. Iqbal, " H_{∞} mathcontainer Loading mathjax control for switched fuzzy systems via dynamic output feedback: hybrid and switched approaches," *Communications in Nonlinear Science and Numerical Simulation*, vol. 18, no. 6, pp. 1499–1514, 2013.
- [30] T. Wang and S. Tong, " H_{∞} control design for discrete-time switched fuzzy systems," *Neurocomputing*, vol. 151, no. 2, pp. 782–789, 2015.
- [31] S. Shi, Z. Fei, T. Wang, and Y. Xu, "Filtering for switched T-S fuzzy systems with persistent dwell time," *IEEE Transactions on Cybernetics*, vol. 49, no. 5, pp. 1923–1931, 2019.
- [32] S. Dong, H. Su, P. Shi, R. Lu, and Z. G. Wu, "Filtering for discrete-time switched fuzzy systems with quantization," *IEEE Transactions on Fuzzy Systems*, vol. 25, no. 6, pp. 1616–1628, 2017.

- [33] T. Wang and S. Tong, "Observer-based output-feedback asynchronous control for switched fuzzy systems," *IEEE Transactions on Cybernetics*, vol. 47, no. 9, pp. 2579–2591, 2017.
- [34] L. Yang, H. Zhang, and Q. Zheng, "Robust stability and L1-gain analysis of interval positive switched T-S fuzzy system with mode-dependent dwell time," *Neurocomputing*, vol. 235, pp. 90–97, 2017.
- [35] J. Wang, D. Ma, J. Luo et al., "Stabilization of a class of networked switched fuzzy systems," in *Proceedings of the Control & Decision Conference*, Florence, Italy, December 2013.
- [36] H. Yang and J. Zhao, "Stability analysis of a class of switched fuzzy systems having slack conditions," *Control and Decision*, vol. 22, no. 1, p. 35, 2007.
- [37] Q. Zheng, H. Zhang, Y. Ling et al., "Mixed H_∞ and passive control for a class of nonlinear switched systems with average dwell time via hybrid control approach," *Journal of the Franklin Institute*, vol. 355, no. 3, p. 1156, 2018.
- [38] B. R. Li, "Memory state feedback control for a multiple time-varying delay system with nonlinear perturbation," *Chinese Journal of Engineering Mathematics*, vol. 32, no. 3, pp. 317–327, 2015.
- [39] C. X. Bao and J. D. Bao, "Robust H_∞ control based on dynamic output feedback controllers for uncertain Lurie systems with time-varying delay," *Journal of Science of Teacher's College and University*, vol. 178, no. 22, pp. 4341–4356, 2008.
- [40] T. Azuma, K. Ikeda, T. Kondo, and K. Uchida, "Memory state feedback control synthesis for linear systems with time delay via a finite number of linear matrix inequalities," *Computers and Electrical Engineering*, vol. 28, no. 3, pp. 217–228, 2002.
- [41] Y. Ebihara, D. Peaucelle, and D. Arzelier, "Periodically time-varying memory state-feedback controller synthesis for discrete-time linear systems," *Automatica*, vol. 47, no. 1, pp. 14–25, 2011.
- [42] G. Izuta, "Stability and disturbance attenuation of 2-D discrete delayed systems via memory state feedback controller," *International Journal of General Systems*, vol. 36, no. 3, pp. 263–280, 2007.
- [43] J. F. Tréguët, D. Peaucelle, D. Arzelier et al., "Periodic memory state-feedback controller: new formulation, analysis, and design results," *IEEE Transactions on Automatic Control*, vol. 58, no. 8, pp. 1986–2000, 2013.
- [44] L. H. Dong, H. Y. Joo, and K. S. Kim, "FIR-type robust H_2 and H_∞ control of discrete linear time-invariant polytopic systems via memory state-feedback control laws," *International Journal of Control, Automation and Systems*, vol. 13, no. 5, pp. 1047–1056, 2015.
- [45] X. Z. Pan, J. J. Huang, and X. Z. Hao, "Memory state feedback H_∞ control for affine linear parameter variable systems with time delay," *Control and Decision*, 2018.
- [46] W. Du, J. Zhang, Y. Li, and S. Qin, "Synchronization between different networks with time-varying delay and its application in bilayer coupled public traffic network," *Mathematical Problems in Engineering*, vol. 2016, Article ID 6498316, 11 pages, 2016.
- [47] S. Lakshmanan, M. Prakash, C. P. Lim, R. Rakkiyappan, P. Balasubramaniam, and S. Nahavandi, "Synchronization of an inertial neural network with time-varying delays and its application to secure communication," *IEEE Transactions on Neural Networks and Learning Systems*, vol. 29, no. 1, pp. 195–207, 2018.
- [48] J. Tu, H. He, and P. Xiong, "Guaranteed cost synchronous control of time-varying delay cellular neural networks," *Neural Computing and Applications*, vol. 22, no. 1, pp. 103–110, 2013.
- [49] W. Yao, L. Jiang, Q. H. Wu, J. Y. Wen, and S. J. Cheng, "Delay-dependent stability analysis of the power system with a wide-area damping controller embedded," *IEEE Transactions on Power Systems*, vol. 26, no. 1, pp. 233–240, 2011.
- [50] J. Richard, "Time-delay systems: an overview of some recent advances and open problems," *Automatica*, vol. 39, no. 10, pp. 1667–1694, 2003.
- [51] J. G. Landis and D. D. Perlmutter, "Stability of time-delay systems," *AIChE Journal*, vol. 18, no. 2, pp. 380–384, 1972.
- [52] Y. He, Q. Wang, C. Lin, and M. Wu, "Delay-range-dependent stability for systems with time-varying delay," *Automatica*, vol. 43, no. 2, pp. 371–376, 2007.
- [53] P. Mercader, J. Carrasco, and A. Baños, "IQC analysis of reset control systems with time-varying delay," *International Journal of Control*, pp. 1–21, 2018.
- [54] R. Datta, B. Bhattacharya, and A. Chakrabarti, "On improved delay-range-dependent stability condition for linear systems with time-varying delay via Wirtinger inequality," *International Journal of Dynamics and Control*, vol. 6, no. 4, pp. 1745–1754, 2018.
- [55] G. C. Chen, Y. Shen, and S. Zhu, "Memory state feedback non-fragile H_∞ control for a class of stochastic delay systems," *Journal of Tongji University. Natural Science*, vol. 38, no. 10, p. 1529, 2010.
- [56] L. Zhang and J. Wu, "Reliable control for time-varying delay switched fuzzy systems with faulty actuators based on observers switching method," *Mathematical Problems in Engineering*, vol. 2013, Article ID 836749, 12 pages, 2013.



Hindawi

Submit your manuscripts at
www.hindawi.com

